

# EASY PRESS 9

A




Set the temperature and time.

E




Apply pressure until it deepens. Flip the T-shirt and apply heat on the back side of the design for 10-15 seconds.

B



Use our silicone mat as foundation, preheat the fabric about 3-5 seconds to remove wrinkles and moisture.

F




If the transfer paper or heat transfer vinyl doesn't lift easily, reapply and reheat a few more seconds.

C



Place your design wherever you want on the fabric. And coat a teflon sheet.

G




Peel off transfer paper or HTV, please make sure transfers are warm peel or cold peel, and do it accordingly.

D



After the temp reaches the desired value, press the timer button.

H



Finished